



### Fixture

1. High-pressure die cast aluminum housing with powder coated finish for corrosion resistance
2. High purity vacuum-coated aluminum reflector and special shape maximizes lumen output
3. Heat-resistant and gas tight silicone rubber seal ensures high IP rating
4. Tempered glass lens for shock resistance
5. Optional photocell maximizes saving energy
6. Optional dimming function available upon request
7. IP Class: IP65

### Lamp and Ballast

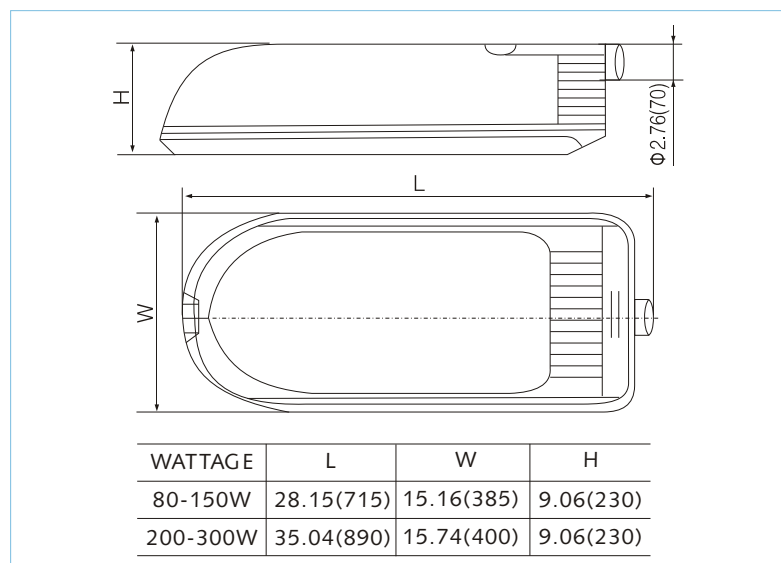
1. 80-300W rectangle induction lamp with high lumen efficiency, high lumen maintenance, long lifespan and excellent CRI
2. 80-300W electronic ballast with profiled aluminum case, high power factor (>0.96), low energy loss, and long lifespan

### Applications

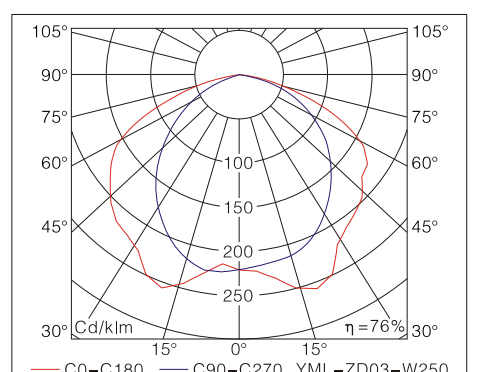
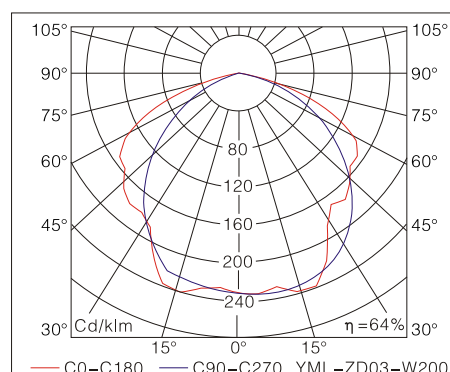
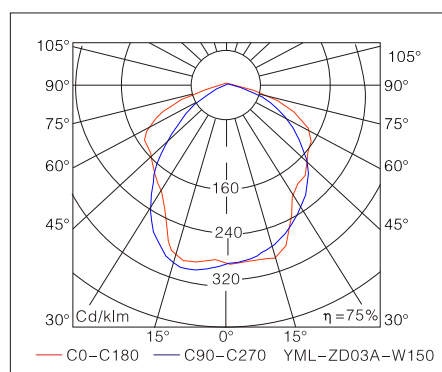
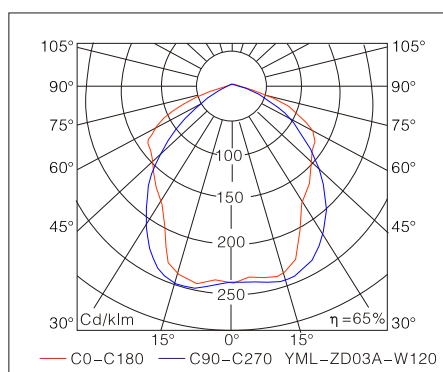
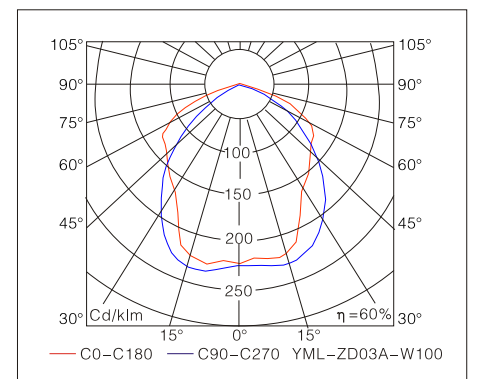
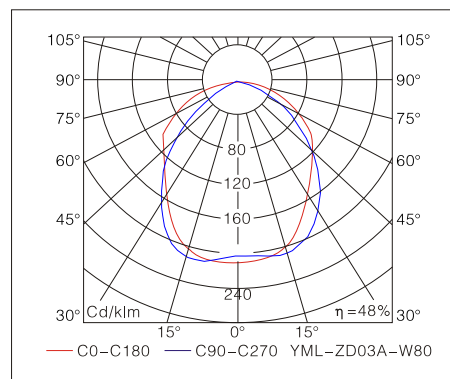
Roadways, Freeways, Highways, Parking Lots, Off-Street Areas, etc.

**Warning:** Disable all power to the luminaire before conducting any maintenance or upgrade activity. Failure to do so will create a hazardous and fatal working environment.

### Dimensions [Unit: Inch(mm)]



### Distribution Curve Flux



### Specifications

Model	Lamp	Wattage (W)	Ballast loss (W)	Voltage (V)	Cct (K)	Ambient Temperature	Installation	Replace HPS lamp (W)
YML-ZD03A-W80	WJY80J850W/Z	80	<8	AC:120-277V AC:208-347V DC:12V, 24V	5000	-25 -40°C -13 -104°F	Φ1.97-2.36(50-60) Round Pole	150
YML-ZD03A-W100	WJY100J850W/Z	100	<10					175
YML-ZD03A-W120	WJY120J850W/Z	120	<12					250
YML-ZD03A-W150	WJY150J850W/Z	150	<15	AC:120-277V AC:208-347V				250
YML-ZD03-W200	WJY200J850W/Z	200	<20					400
YML-ZD03-W250	WJY250J850W/Z	250	<25					400-600
YML-ZD03-W300	WJY300J850W/Z	300	<30					400-600

Note: The products with CCT 2700-6500K are available upon request